



Business Hours - 8:00 AM to 5:00 PM (ET) Mon. through Fri.
 Engine/Parts National Watts Order Line: 800-927-9295
 TEL: (804) 642-9295
 FAX: (804) 642-0340

Perkins Engine Number & Location Guide

CODE FOR YEAR OF MANUFACTURE

Please Note: The letters I, O, Q, R and Z will not be used

| | | |
|---------------|----------------------------|---------------|
| A 1974 | T 1989 | K 2003 |
| B 1975 | U 1990 | L 2004 |
| C 1976 | V 1991 | M 2005 |
| D 1977 | W 1992 | N 2006 |
| E 1978 | X 1993 | P 2007 |
| F 1979 | Y 1994 | S 2008 |
| G 1980 | A 1995 | T 2009 |
| H 1981 | B 1996 | U 2010 |
| J 1982 | C 1997 | V 2011 |
| K 1983 | D 1998 | W 2012 |
| L 1984 | E 1/1/99 - 3/31/99 | X 2013 |
| M 1985 | F 1/4/99 - 12/31/99 | Y 2014 |
| N 1986 | G 2000 | A 2015 |
| P 1987 | H 2001 | B 2016 |
| S 1988 | J 2002 | C 2017 |

CODE FOR COUNTRY OF MANUFACTURE

This code indicates in which country the basic engine was manufactured

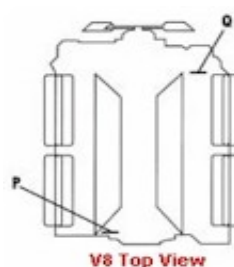
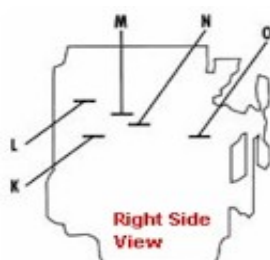
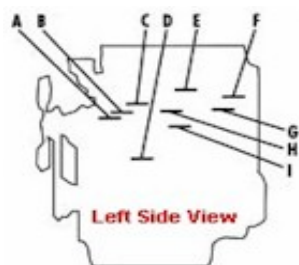
| | | |
|--------------------|---------------------|-------------------------|
| A Argentina | HM Indonesia | P Poland |
| B Brazil | HK Iraq | S India |
| C Australia | HU Uruguay | SA South Africa |
| D Germany | J Japan | T Turkey |
| E Spain | K Korea | U United Kingdom |
| F France | L Italy | V Pakistan |
| G Greece | M Mexico | W Iran |
| H Group | MX Mexico | X Peru |
| HC China | N USA | Y Yugoslavia |

ENGINE NUMBER GUIDE FOR ENGINES MANUFACTURED AFTER 1974

A Perterborough engine number looks like this: TU 30008 U 510256 F

| | |
|---|---------------|
| Engine family and type code | TU |
| Parts list number or SOS order reference number | 30008 |
| Country of manufacture code | U |
| Engine serial number | 510256 |
| Year of manufacture code | F |

ENGINE NUMBER LOCATION GUIDE



| Engine Type | Position |
|--------------------|---------------|
| 3.152 | M |
| 4.108 | A |
| 4.154 / 200 Series | B |
| 4.165 | B or G |
| 4.203 | J or N |
| 4.212 | C |
| 4.236 | C or L |
| 4.248 | C |
| 4.318 | F |
| 4.41 | H |
| 6.247 | C or F |
| 6.354 | D |
| V8.540 | Q |
| V8.640 | P |
| 100 Series | O |
| 300 Series | B |

| Engine Type | Position |
|--------------------|---------------|
| 400 Series | C |
| 500 Series / Prima | E |
| 700 Series | K |
| 800 Series | C |
| 900 Series | C |
| 1000 Series | H or J |
| 1100 Series | H or J |
| 1300 Series | I |
| 2000 Series | C or D |
| 2200 Series | C or D |
| 2300 Series | N |
| 2500 Series | C or D |
| 2800 Series | N |
| 3000 Series | C or D |
| 4000 Series | C or D |

ENGINE FAMILY AND TYPE CODE

| | | |
|-----------|-------------|--------------------|
| A | Family 4.40 | Phaser/1004 Series |
| AA | 4.4 | 1004-4 |
| AB | T4.40 | 1004-4T |
| AC | C4.40 | 1004-4T |
| AD | CC4.40 | 1004-4TW |
| AE | FCC4.40 | Fed. CC |
| AF | G4.40 | 1004-40S |
| AG | N4.40 | 1004-4 |
| AH | TN4.40 | 1004-4T |
| A | | New 1000 Series |
| AJ | 4.401 | 1004-40 |
| AK | T4.401 | 1004-40T |
| AL | CCA4.40 | 1004-40TA |
| AM | CCW4.401 | 1004-40T |
| AP | N4.401 | 1004-40 |
| AQ | TB4.401 | 1004-40T |
| AR | 4.421 | 1004-42 |
| AS | N4.421 | 1004-42 |
| AT | CCAN4.401 | 1004-40TA |

| | | |
|-----------|--------------|------------------|
| B | Family 4.20 | Prima/500 Series |
| BA | 4.2 | 504-2 |
| BB | T4.20 | 504-2T |
| C | Family 3.152 | 3.152 Series |
| CA | P3 | P3 |
| CB | 3.144 | 3.144 |
| CC | P3.144 | P3.144 |
| CD | 3.152 | 3.152 |
| CE | D3.152 | D3.152 |
| CF | G3.152 | G3.152 |
| CG | P3.152 | P3.152 |
| CJ | 3.1522 | 3.1522 |
| CM | 3.1524 | 3.1524 |
| CN | T3.1524 | T3.1524 |
| C | | 900 Series |
| CP | 3.27 | 903-27 |
| CR | T3.27 | 903-27T |
| CT | G3.27 | 903-27S |

| | | |
|-----------|--------------|------------------|
| B | Family 4.20 | Prima/500 Series |
| BA | 4.2 | 504-2 |
| BB | T4.20 | 504-2T |
| C | Family 3.152 | 3.152 Series |
| CA | P3 | P3 |
| CB | 3.144 | 3.144 |
| CC | P3.144 | P3.144 |
| CD | 3.152 | 3.152 |
| CE | D3.152 | D3.152 |
| CF | G3.152 | G3.152 |
| CG | P3.152 | P3.152 |
| CJ | 3.1522 | 3.1522 |
| CM | 3.1524 | 3.1524 |
| CN | T3.1524 | T3.1524 |
| C | | 900 Series |
| CP | 3.27 | 903-27 |
| CR | T3.27 | 903-27T |
| CT | G3.27 | 903-27S |
| D | | 1103C Series |
| DC | 3.33 | 1103C-33 |
| DD | T3.33 | 1103C-33T |
| DE | CCA3.33 | 1103C-33TA |
| D | | 1103B Series |
| DF | 3.33 | 1103B-33 |
| DG | T3.33 | 1103B-33T |
| D | | 1103A Series |
| DJ | 3.33 | 1103A-33 |
| DK | T3.33 | 1103A-33T |
| E | Family 4.108 | 4.108 Series |
| ED | 4.108 | 4.108 |
| G | Family 4.154 | 4.154/200 Series |
| GA | 4.154 | 4.154 |
| GB | 4.135 | 4.135 |
| GB | 4.182 | 4.182 |
| GD | 4.25 | 4.25 |
| GE | 4.3 | 4.3 |
| G | | 400D Series |
| GG | 2.05 | 402D-05 |
| GH | 2.07 | 402D-07 |
| GJ | 2.11 | 402D-11 |
| GK | T2.15 | 402D-15T |
| GL | T2.15 | 402D-15T |
| GM | 2.15 | 402D-15 |
| GN | 2.22 | 402D-22 |
| GP | T2.22 | 402D-22T |
| GR | CCA2.22 | 402D-22TA |
| GS | 2.17 | 402D-17 |

| | | |
|------------|--------------|------------------------|
| H | Family 4005 | 4.165 Series |
| HA | 4.165 | 4.165 |
| H | | 400C Series |
| HB | 2.05 | 402C-05 |
| HD | 3.07 | 403C-07 |
| HH | 3.11 | 403C-11 |
| HHC | 3.11 | 403C-11 |
| HHG | 3.11 | 403C-11 |
| HL | 3.15 | 403C-15 |
| HLC | 3.15 | 403C-15 |
| HLG | 3.15 | 403C-15 |
| HM | 3.17 | 403C-17 |
| HN | 4.2 | 404C-20 |
| HP | 4.22 | 404C-22 |
| HPC | 4.22 | 404C-22 |
| HPG | 4.22 | 404C-22 |
| HR | T4.22 | 404C-22T |
| HRC | T4.22 | 404C-22T |
| J | Family 4.203 | 4.203 Series |
| JD | 4.203 | 4.203 |
| JE | D4.203 | D4.203 |
| JF | G4.203 | G4.203 |
| JG | 4.2032 | 4.2032 |
| K | Family 1005 | 100 Series |
| KD | 103-10 | 3 cylinder, 1.0 litre |
| KE | 103-15 | 3 cylinder, 1.5 litres |
| KF | 104-19 | 4 cylinder, 2.0 litres |
| KG | 103-13 | 3 cylinder, 1.3 litres |
| KL | 103-07 | 3 cylinder, 0.7 litre |
| KN | 102-05 | 2 cylinder, 0.5 litre |
| KR | 104-22 | 4 cylinder, 2.2 litres |
| KS | 103-11 | 3 cylinder, 1.1 litres |
| L | Family 4.236 | 4.236 Series |
| LA | 4.212 | 4.212 |
| LD | 4.236 | 4.236 |
| L | Family 4.236 | 4.236 Series |
| LE | G4.236 | G4.236 |
| LF | 4.248 | 4.248 |
| LG | 4.2482 | 4.2482 |
| LH | C4.236 | C4.236 |
| LJ | T4.236 | T4.236 |
| LM | 4.41 | 4.41 |
| N | Family 4.318 | 4.318 Series |
| NC | 4.318 | 4.318 |
| NCD | 4.3182 | 4.3182 |

| | | |
|-----------|--------------|--------------|
| N | | 1104D Series |
| NH | ET4.44 | 1104D-E44T |
| NJ | ECCA4.44 | 1104D-E44TA |
| NK | 4.44 | 1104D-44 |
| NL | T4.44 | 1104D-44T |
| NM | CCA4.44 | 1104D-44TA |
| P | | 1106D Series |
| PJ | ECCA6.66 | 1106D-E66TA |
| P | | 1106C Series |
| PK | ECCA6.66 | 1106C-E66TA |
| R | | 6.247 Series |
| RA | 6.247 | 6.247 |
| R | Family 1100 | 1104C Series |
| RE | 4.44 | 1104C-44 |
| RF | E4.44 | 1104C-E44 |
| RG | T4.44 | 1104C-44T |
| RH | ET4.44 | 1104C-E44T |
| RJ | CCA4.44 | 1104C-44TA |
| RK | ECCA4.44 | 1104C-E44TA |
| SD | Family CKD | Sabre CC6.68 |
| T | Family 6.354 | 6.354 Series |
| TC | 6.354 | 6.354 |
| TD | H6.354 | H6.354 |
| TE | T6.354 | T6.354 |
| TF | HT6.354 | HT6.354 |
| TG | 6.3541 | 6.3541 |
| TH | T6.3541 | T6.3541 |
| TJ | 6.3542 | 6.3542 |
| TK | C6.3542 | C6.3542 |
| TP | T6.3543 | T6.3543 |
| TR | 6.372 | 6.372 |
| TT | TC6.3541 | TC6.3541 |
| TU | T6.3544 | T6.3544 |
| TV | 6.3724 | 6.3724 |
| TW | 6.3544 | 6.3544 |
| TX | C6.3544 | C6.3544 |
| TY | H6.3544 | H6.3544 |
| TZ | HT6.3544 | HT6.3544 |
| U | Family 4.30 | 700 Series |
| UA | D4.30 | 704-30 |
| UB | 4.26 | 704-26 |
| UC | T4.30 | T704-30 |
| U | | 800C Series |
| UE | 4.33 | 804C-33 |
| UF | T4.33 | 804C-33T |

| | | |
|-----------|--------------|-----------------|
| U | | 800D Series |
| UK | 4.33 | 804D-33 |
| UL | T4.33 | 804D-33T |
| V | Family 1100 | 1106C Series |
| VK | ECCA6.602 | 1106C-E60TA |
| W | Family 6.466 | 1300 Series |
| WB | T6.466 | 1306-8T |
| WC | CC6.466 | 1306-8TA |
| WD | T6.67 | 1306-7T |
| WE | CC6.67 | 1306-7TA |
| WF | T6.76 | 1306-8T NGD |
| WG | CC6.76 | 1306-8TA NGD |
| WH | T6.87 | 1306-9T NGD |
| WJ | CC6.87 | 1306-9TA NGD |
| W | | 1300 Series Edi |
| WK | UT6.76 | 1306-E76T |
| WL | UCC6.76 | 1306-E76TA |
| WM | UT6.87 | 1306-E87T |
| WN | UCC6.87 | 1306-E87TA |
| WP | UT6.761 | 1306-E76T |
| WQ | UCC6.761 | 1306-E76TA |
| WR | UT6.871 | 1306-E87T |
| WS | UCC6.871 | 1306-E87TA |
| X | Family 8.540 | V8.540 Series |
| XA | V8.510 | V8.510 |
| XB | TV8.510 | TV8.510 |
| XC | V8.540 | V8.540 |
| XE | TV8.540 | TV8.540 |
| X | | 1103D Series |
| XK | 3.33 | 1103D-33 |
| XL | T3.33 | 1103D-33T |
| XM | CCA3.33 | 1103D-33TA |
| Y | Family 6.60 | 1006 Series |
| YA | 6.6 | 1006-6 |
| YB | T6.60 | 1006-6T |
| YC | C6.60 | 1006-6T |
| YD | CC6.60 | 1006e-6TW |
| YE | FCC6.60 | Fed CC |
| YF | G6.601 | 1006-60S |
| YG | 6.601 | 1006-60 |
| YH | T6.601 | 1006-60T |
| YJ | CCA6.601 | 1006-60TA |
| YK | CCW6.601 | 1006-60TW |
| Z | Family 8.640 | V8.640 Series |
| ZA | V8.640 | V8.640 |
| ZB | TV8.60 | TV8.60 |

A Air to Air charge cooling
C Compensated
CC Charged Cooled
D Direct Injection
E Electronic
F Federal Emissions
FF Federal
G Gasoline / Gas

H Horizontal
N Narrow Front End
P Timing Chain
S Spark Ignition
T Turbocharged
U Unit Injection
V V Form
W Water to Air Charge Cooling