



CUMMINS MERCUISER DIESEL
Charleston, SC 29405

Marine Performance Curve

Basic Engine Model:
6BTA5.9-M

Curve Number:
M-91260

Marine
Pg. No.
6B
271

Engine Configuration:
D403041MX02

CPL Code:
8457

Date:
22Sep05

Displacement: **5.9 liter** [359 in³]
Bore: **102 mm** [4.02 in]
Stroke: **120 mm** [4.72 in]
Fuel System: **Bosch P7100**
Cylinders: **6**

Advertised Power: **265 [355, 370] @ 3000** kW [bhp, mhp] @ rpm

Aspiration: **Turbocharged/Aftercooled**
Rating Type: **High Output**

CERTIFIED: This marine diesel engine conforms with the NOx requirements of the International Maritime Organization (IMO), MARPOL 73/78 Annex VI, Regulation 13 as applicable.

RATED POWER OUTPUT CURVE

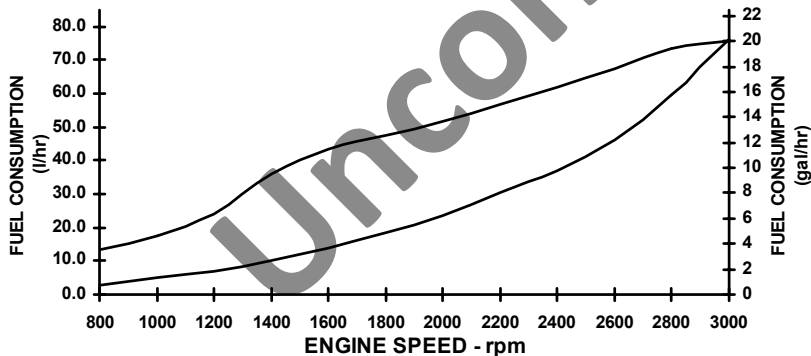
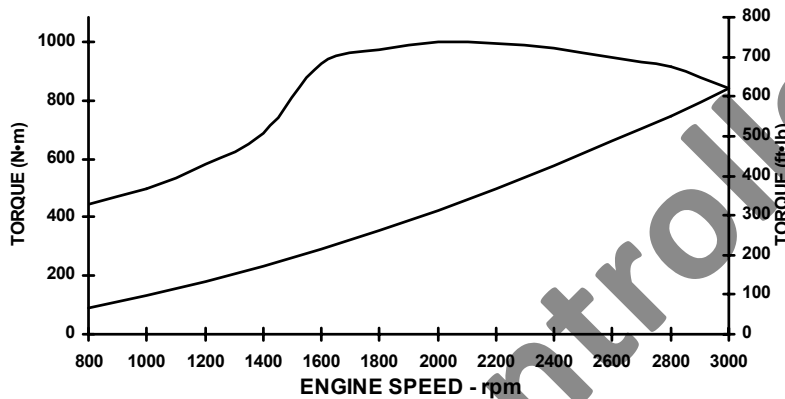
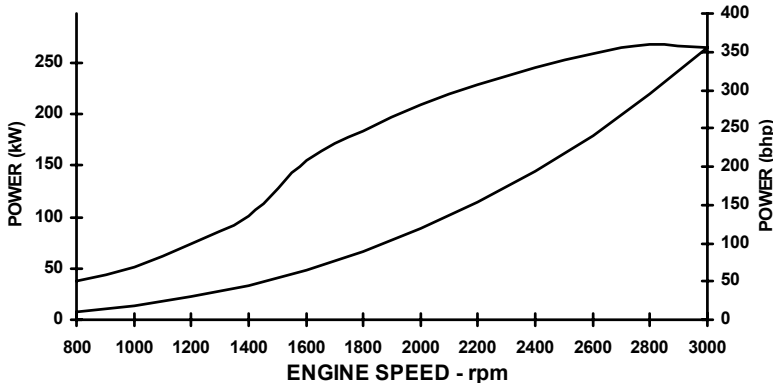
rpm	kW	bhp
3000	265	355
2800	268	359
2600	259	347
2400	246	330
2200	229	307
2000	209	281
1800	184	246
1600	155	208
1400	101	135
1200	73	98
1000	52	69
800	37	50

FULL LOAD TORQUE CURVE

rpm	N•m	ft•lb
3000	842	621
2800	914	674
2600	949	700
2400	979	722
2200	993	732
2000	999	737
1800	975	719
1600	925	682
1400	686	506
1200	582	429
1000	495	365
800	445	328

FUEL CONSUMPTION - PROP CURVE

rpm	l/hr	gal/hr
3000	76.1	20.1
2800	59.6	15.7
2600	46.1	12.2
2400	37.0	9.8
2200	30.3	8.0
2000	23.8	6.3
1800	18.4	4.9
1600	14.1	3.7
1400	10.3	2.7
1200	7.0	1.9
1000	4.9	1.3
800	3.0	0.8



Rating Conditions: Ratings are based upon ISO 8665 and SAE J1228 reference conditions; air pressure of 100 kPa [29.612 in Hg], air temperature 25°C [77°F], and 30% relative humidity. Power is rated in accordance with IMCI procedures. Member NMMA.

Rated Curves (upper) represent rated power at the crankshaft for mature gross engine performance capabilities obtained and corrected in accordance with ISO 3046. Propeller Curve (lower) is based on a typical fixed propeller demand curve using a 2.7 exponent. Propeller Shaft Power is approximately 3% less than rated crankshaft power after typical reverse/reduction gear losses and may vary depending on the type of gear or propulsion system used.

Fuel Consumption is based on fuel of 35° API gravity at 16°C [60°F] having LHV of 42,780 kJ/kg [18390 Btu/lb] and weighing 838.9 g/liter [7.001 lb/U.S. gal].

High Output Rating: This Rating is for use in variable load applications where full power is limited to one (1) hour out of every eight (8) hours of operation. Also, reduced power operations must be at or below 200 RPM of the maximum rated RPM. This rating is for pleasure/non-revenue generating applications that operate 300 hours per year or less.

CHIEF ENGINEER